

Available in a wide range of colours, including Golden Oak, Rosewood, Mahogany Woodgrain and White, designed to match with the latest generation window finishes. A Gliderol Roll-A-Glide Insulated Roller Door is an attractive complement to any garage.

Available colours are:



Other colours are available upon request, please contact office.

* Laminate Wood Grain Finish
The above colours are printed and may not match exactly



Tested and Approved

GLIDEROL GARAGE DOORS

A Division of Gliderol International Limited

Gliderol Garage and Industrial Doors Limited

Davy Drive

North West Industrial Estate

Peterlee

County Durham

SR8 2JF

Tel: 0191 518 0455

Fax: 0191 518 0548

E-mail: info@gliderol.co.uk

www.gliderol.co.uk



Available from:

Gliderol Garage and Industrial Doors Limited
Davy Drive
North West Industrial Estate
Peterlee
Co Durham
SR8 2JF
Tel: 0191 5180455
Fax: 0191 5180548

Head Office
AUSTRALIA
Gliderol Garage Doors
32 Jacobsen Crescent
Holden Hill, 5088
South Australia
Phone: +61 8 82619633
Fax: + 61 8 82664712

NEW ZEALAND
Gliderol Garage Doors NZ Ltd
12 Cape Hill Road
Pukekohe
Phone: +64 9 835 0211
Fax: +64 9 237 0440

SOUTH AFRICA
Gliderol Garage Door South Africa
2a President Street
Roodepoort
Gauteng 1734
South Africa
Phone: +27 11 768 6021/2/3
Fax: +27 11 786 6025

SINGAPORE
Gliderol Doors Pty Ltd
No 86 International Road
Singapore 629176
Phone: +656 2666668
Fax: +656 2666866

SAUDI ARABIA
Al-Moosa Garage Doors
Al Hassa, Dhahran Street
PO Box 10070 Pin Code 31982

BAHRAIN
Abbas Biljeek & Sons
PO Box 308
Manama, Bahrain
Phone: +973 17401 555
Fax: +973 401 333

UNITED ARAB EMIRATES
Gliderol International (ME) FZC
Gliderol Doors LLC
PO Box 231955, Warehouse No. 3
Damascus Street, Qusais 1
Dubai UAE
Phone: +971 4 261 5687
Fax: +971 4 261 5686

INDIA
Indo-Germa Products Ltd
100 A Basin Road
Chennai 600 019, India
Phone: +91 44 25736 3780/1863
Fax: +91 44 2573 1567

TAIWAN
Republic of China
Gliderol Taiwan Ltd.
105 Chung Shing Road
Hsin Shing Tsun
Lu Chu Hsiang
Taoyuan Hsien
Taiwan ROC
Phone: +886 3 323 9200
Fax: +886 3 323 9161

ROLL-A-GLIDE® INSULATED ROLLER DOOR



The Gliderol Roll-A-Glide Insulated Roller Door is a high performance garage door manufactured from aluminium foam filled laths designed to provide thermal and acoustic insulation together with security. Gliderol Roll-A-Glide Insulated Roller Doors are supplied with the benefits of automatic opening as standard.

GLIDEROL GARAGE DOORS

A Division of Gliderol International Ltd

Gliderol Garage and Industrial Doors Limited

Davy Drive

North West Industrial Estate

Peterlee

County Durham

SR8 2JF

Tel: 0191 518 0455

Fax: 0191 518 0548

info@gliderol.co.uk

www.gliderol.co.uk





Insulation

Interlocking 75mm twin walled aluminium sections containing a CFC-free insulating foam provide your door with strength, durability and insulation properties. With space at a premium, this enables your garage to be used as an extra room.

Security

Strength is inherent in the construction of the Gliderol Roll-A-Glide Insulated Roller door. Locking is actively engaged by the anti-lift geometry locking straps when the door is closed.

Automation

Roll•a•glide® motor without control box

Supplied as standard the Gliderol Roll•a•glide tubular motor offers a 5 year warranty*, remote control operation, is virtually silent and is exceptionally smooth. Rolling code technology ensures that security is paramount with a unique code generated each time the handset is activated. In offering a competitive saving, the Roll•a•glide motor differs from the Somfy motor in that a control box is not required.

Somfy motor with control box

Powered by Somfy and with an impressive 5 year warranty*, remote control operation is virtually silent and is exceptionally smooth. Rolling code technology ensures that security is paramount with a unique code generated each time the handset is activated. A wall mounted control box allows operation from inside the garage, whilst a compact handset allows activation of your door from outside your garage or inside your vehicle. For safety and convenience an automatic light illuminates your garage for up to five minutes each time the door is operated.



Wall mounted control box

*Conditions apply

Safety

All Gliderol Roll-A-Glide doors are supplied with a bottom rail safety edge, anti drop device, internal manual release and alarm as standard. The Roll-A-Glide Insulated Automatic Roller door is equipped with an auto reverse safety mechanism, if the door detects an obstruction it will stop, reverse momentarily and then stop again.

Manual Override

In the event of power failure a manual winding handle ensures that the door can be opened from inside the garage. An external manual release is also available, as an optional extra. This manual release is compulsory for garages where an alternative entry point is not available unless there is a battery back-up installed.

Headroom and Side Room

The tight roll of the door requires only 300mm of headroom for doors up to 3000mm in height. The Gliderol Roll-A-Glide Insulated Roller door may be installed either within the opening if side room is limited or behind the opening, allowing drive through access of the full opening width of the garage. Gliderol insulated roller doors fit any shape or size of garage doorway, top or arched openings.

Space Saving

As with the Gliderol single skin roller door the Roll-A-Glide Insulated Roller door opens vertically with no kick out making it ideal for a short driveway and to maximise the space within your garage as your vehicle can be placed right up against the door. Inside the garage the door rolls up tightly and neatly above the lintel, allowing you to additionally utilise all the roof space in your garage and maximise drive through height for taller vehicles.

Finish

Manufactured from corrosion-resistant aluminium the Gliderol Roll-A-Glide Insulated Roller door is available in a choice of standard colours or high grade laminate woodgrain finishes. The low maintenance durable finish requires only an occasional wipe with a cloth and mild soapy water.

Housing Cover (Optional extra)

The Roll-A-Glide Insulated Roller door can be supplied with either a white or brown housing cover which fully covers the rolling mechanism.

Guarantees

Gliderol provide a comprehensive 2 year guarantee on all manufactured parts, a 5 year manufacturer's warranty on the motor and a limited ten year guarantee on the door finish.

Optional Extras

Handset – additional handsets are available (2 are supplied as standard).

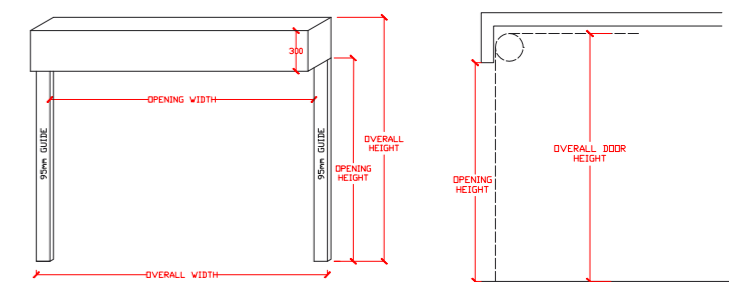
Wireless key switch – externally mounted security switch with three keys.

Wireless key pad – available in standard and anti-vandal providing versatility for location.

Electric photo cell – type D safety device in accordance with BS EN 12453. If the zone in the door's path detects an obstruction it will stop, reverse momentarily and then stop again.

Battery Back-up – provides complete peace of mind by keeping the door operational in case of power failure. It also removes the necessity for an external manual release where there is no alternative access point into the garage.

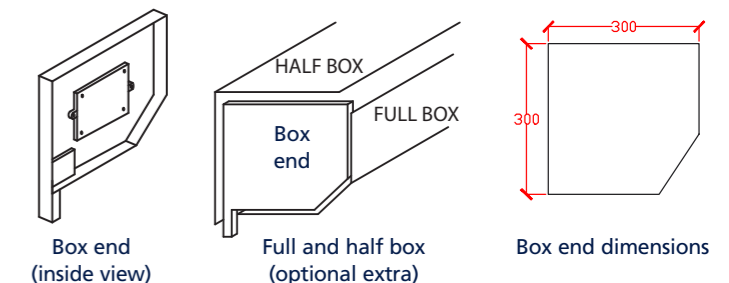
Specifications



Width Measurement Guide

Height Measurement Guide

Please note that ~55mm of the bottom rail will be visible below the top of the opening when door is in the open position.

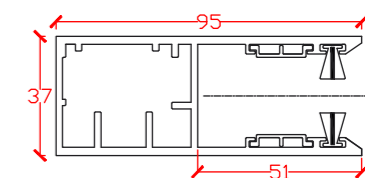


Box end (inside view)

Full and half box (optional extra)

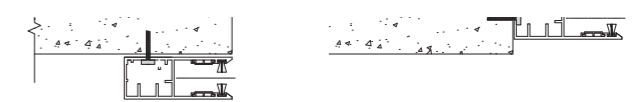
Box end dimensions

Full and half boxes are available in white or brown. Other colours are available by separate quotation.



Standard guide specification

Guides are available in white & brown. Other colours by separate quotation.



FIXING BEHIND THE REVEAL

FIXING BETWEEN THE REVEALS

Fixing behind the opening

Fixing between the opening